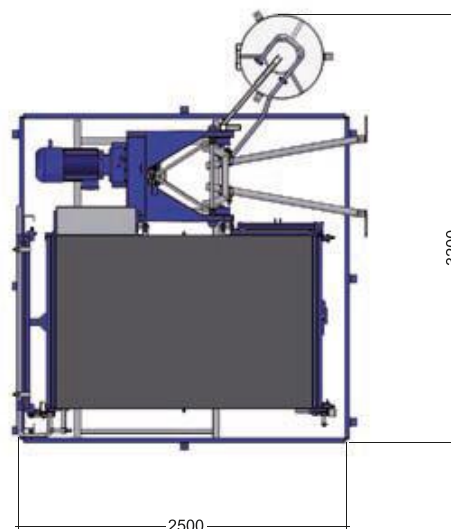
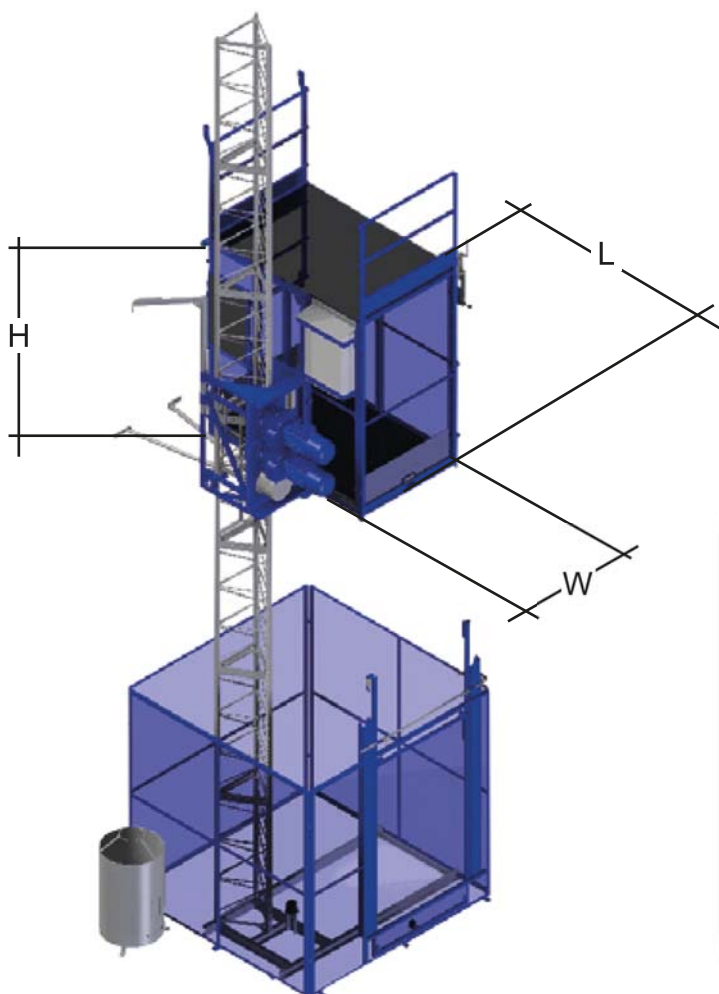


# SCAF AS

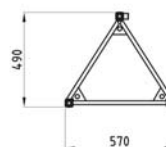
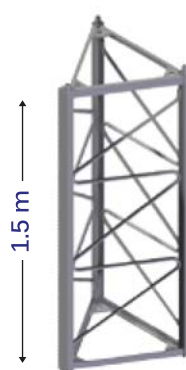
-  ASCENSORE DA CANTIERE PER PERSONE E COSE
-  PASSENGER AND MATERIAL HOIST
-  ASCENSEUR DE CHANTIER POUR PERSONNES ET MATERIAUX



# SCAF AS



**Traliccio triangolare**  
*Triangular mast / Mât triangulaire*



**Kg = 50**

DATI TECNICI	TECHNICAL DATA	DONNÉES TECHNIQUES	SCAF AS
Portata massima	Max payload	Portée maximale	1000daN
Numero massimo di persone	Max number of personnel	Nombre de personnes admises	10
Altezza massima	Max height	Hauteur maximale	180.0m
Distanza ancoraggi	Tie distance	Distance entre les ancrages	6.0m
Dimensioni cabina (LxWxH)	Cabin dimensions (LxWxH)	Dimensions cabine (LxWxH)	2.0x1.3x2.1m
Ingombro a terra	Ground dimensions	Dimensions de la base	2.5x3.2m
Potenza nominale	Rated power	Puissance nominale	2x5.5Kw
Alimentazione	Power supply	Alimentation	220÷240/380÷420V 50Hz
Corrente di spunto	Inrush current	Courant de démarrage	135A
Velocità di sollevamento	Travelling speed	Vitesse de levage	30.0m/min